

Decision 2 Critical Path Analysis Questions

3 [Figures 1 and 2, printed on the insert, are provided for use in this question.]

A building project is to be undertaken. The table shows the activities involved.

Activity	Immediate Predecessors	Duration (days)	Number of Workers Required
<i>A</i>	—	2	3
<i>B</i>	<i>A</i>	4	2
<i>C</i>	<i>A</i>	6	1
<i>D</i>	<i>B, C</i>	8	3
<i>E</i>	<i>C</i>	3	2
<i>F</i>	<i>D</i>	2	2
<i>G</i>	<i>D, E</i>	4	2
<i>H</i>	<i>D, E</i>	6	1
<i>I</i>	<i>F, G, H</i>	2	3

- (a) Complete the activity network for the project on **Figure 1**. (3 marks)
- (b) Find the earliest start time for each activity. (2 marks)
- (c) Find the latest finish time for each activity. (2 marks)
- (d) Find the critical path and state the minimum time for completion. (2 marks)
- (e) State the float time for each non-critical activity. (2 marks)
- (f) Given that each activity starts as early as possible, draw a resource histogram for the project on **Figure 2**. (4 marks)
- (g) There are only 3 workers available at any time. Use resource levelling to explain why the project will overrun and state the minimum extra time required. (3 marks)

1 [Figures 1 and 2, printed on the insert, are provided for use in this question.]

A construction project is to be undertaken. The table shows the activities involved.

Activity	Immediate Predecessors	Duration (days)
<i>A</i>	–	2
<i>B</i>	<i>A</i>	5
<i>C</i>	<i>A</i>	8
<i>D</i>	<i>B</i>	8
<i>E</i>	<i>B</i>	10
<i>F</i>	<i>B</i>	4
<i>G</i>	<i>C, F</i>	7
<i>H</i>	<i>D, E</i>	4
<i>I</i>	<i>G, H</i>	3

- (a) Complete the activity network for the project on **Figure 1**. (3 marks)
- (b) Find the earliest start time for each activity. (2 marks)
- (c) Find the latest finish time for each activity. (2 marks)
- (d) Find the critical path. (1 mark)
- (e) State the float time for each non-critical activity. (2 marks)
- (f) On **Figure 2**, draw a cascade diagram (Gantt chart) for the project, assuming each activity starts as **late** as possible. (4 marks)
-

1 [Figure 1, printed on the insert, is provided for use in this question.]

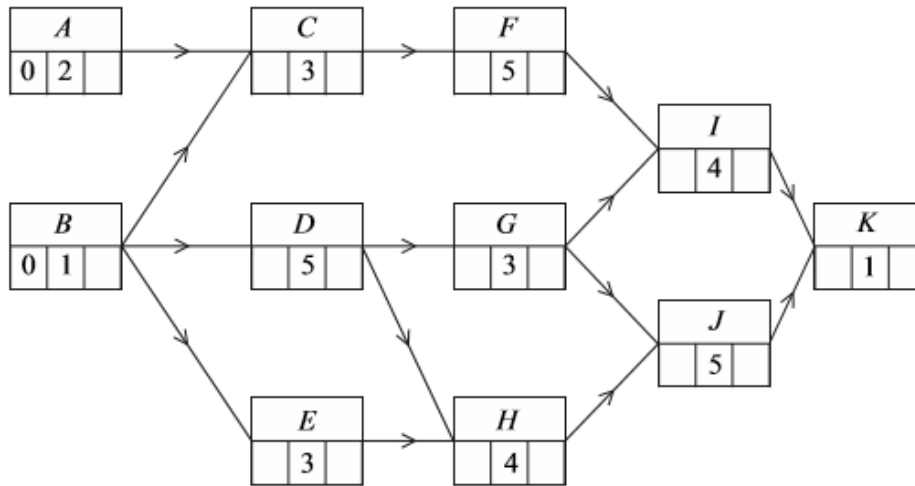
A building project is to be undertaken. The table shows the activities involved.

Activity	Immediate Predecessors	Duration (weeks)
<i>A</i>	–	2
<i>B</i>	–	1
<i>C</i>	<i>A</i>	3
<i>D</i>	<i>A, B</i>	2
<i>E</i>	<i>B</i>	4
<i>F</i>	<i>C</i>	1
<i>G</i>	<i>C, D, E</i>	3
<i>H</i>	<i>E</i>	5
<i>I</i>	<i>F, G</i>	2
<i>J</i>	<i>H, I</i>	3

- (a) Complete an activity network for the project on **Figure 1**. (3 marks)
- (b) Find the earliest start time for each activity. (2 marks)
- (c) Find the latest finish time for each activity. (2 marks)
- (d) State the minimum completion time for the building project and identify the critical paths. (4 marks)
-

1 [Figures 1 and 2, printed on the insert, are provided for use in this question.]

The following diagram shows an activity diagram for a building project. The time needed for each activity is given in days.



- Complete the precedence table for the project on **Figure 1**. (2 marks)
 - Find the earliest start times and latest finish times for each activity and insert their values on **Figure 2**. (4 marks)
 - Find the critical path and state the minimum time for completion of the project. (2 marks)
 - Find the activity with the greatest float time and state the value of its float time. (2 marks)
-

Figure 1 (for use in part (a))

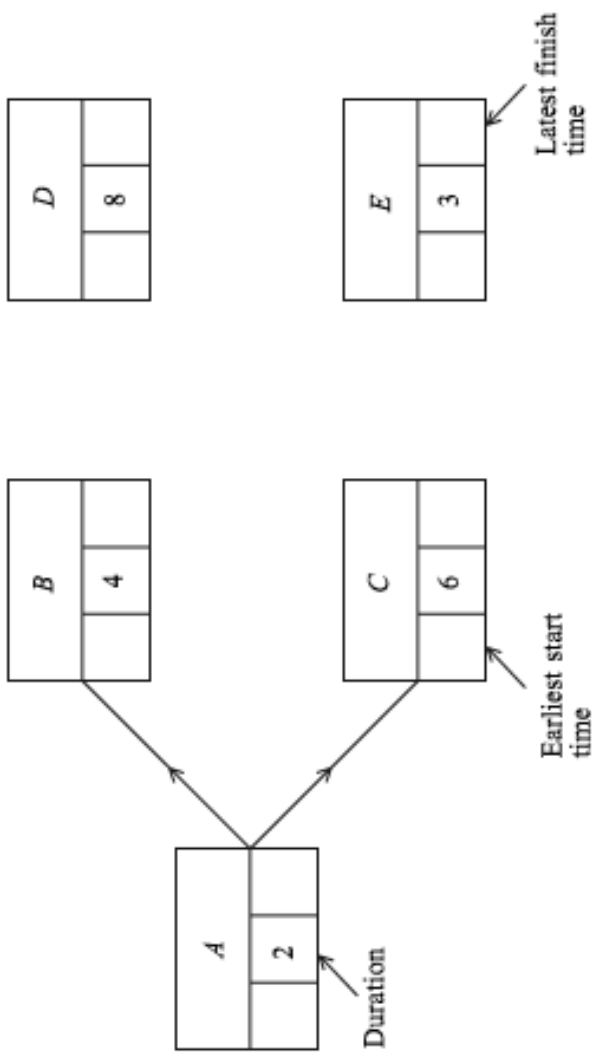


Figure 2 (for use in part (f))




Figure 1 (for use in parts (a), (b) and (c))

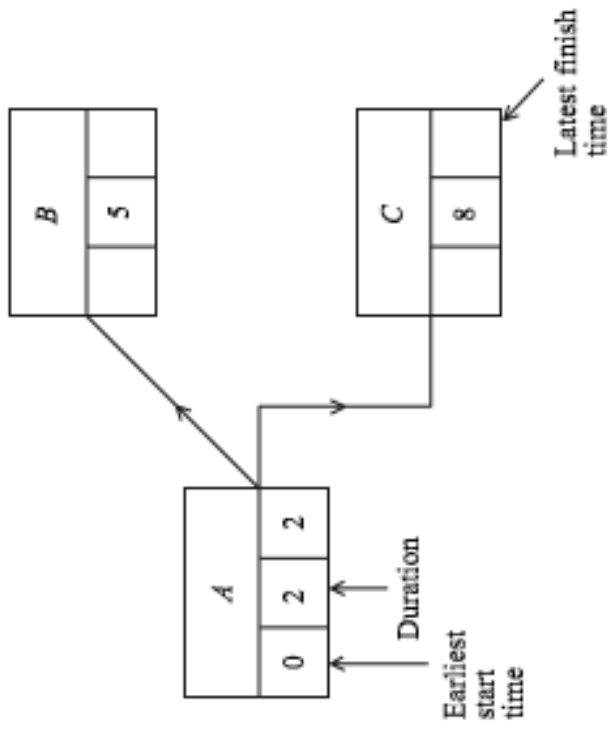


Figure 2 (for use in part (f))



Figure 1 (for use in Question 1)

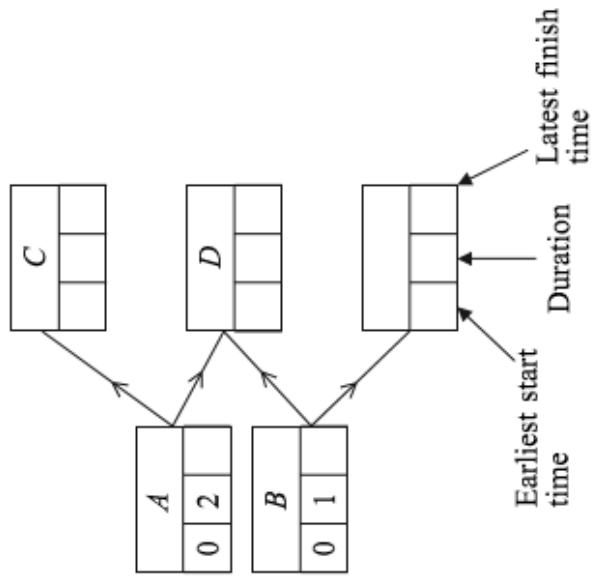


Figure 1 (for use in Question 1)

Activity	Immediate Predecessors
<i>A</i>	–
<i>B</i>	–
<i>C</i>	
<i>D</i>	
<i>E</i>	
<i>F</i>	
<i>G</i>	
<i>H</i>	
<i>I</i>	
<i>J</i>	
<i>K</i>	

Figure 2 (for use in Question 1)

