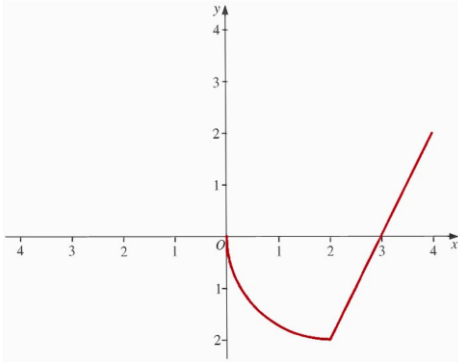
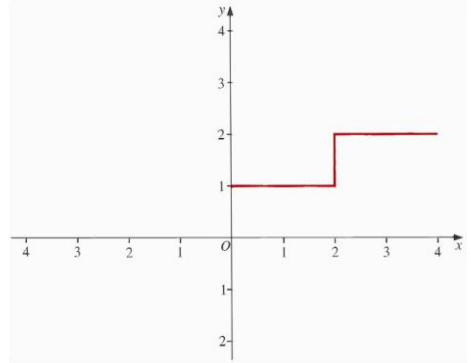


Here is the graph of a function $f(x)$



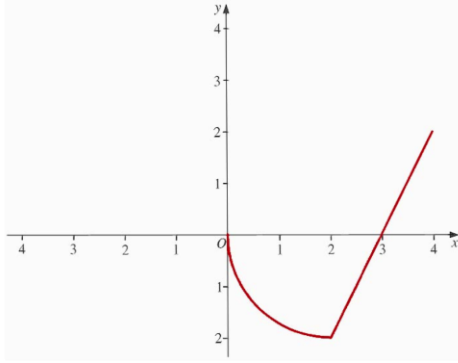
Show the graph of the function $f(x) - 2$

Here is the graph of a function $f(x)$



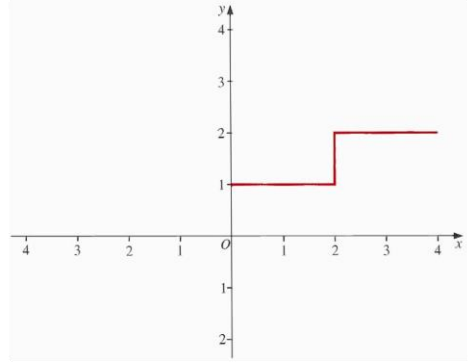
Show the graph of the function $f(x) + 2$

Here is the graph of a function $f(x)$



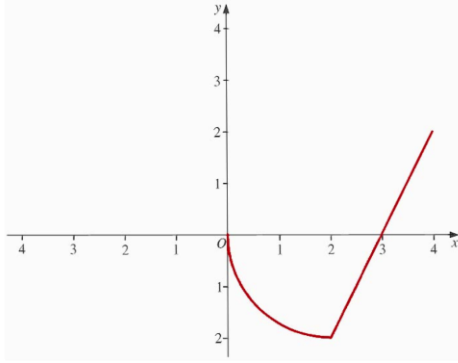
Show the graph of the function $f(-x)$

Here is the graph of a function $f(x)$



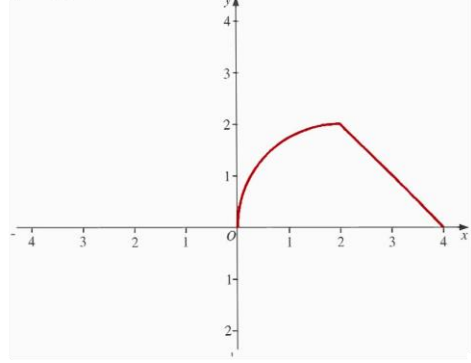
Show the graph of the function $f\left(\frac{x}{2}\right)$

Here is the graph of a function $f(x)$



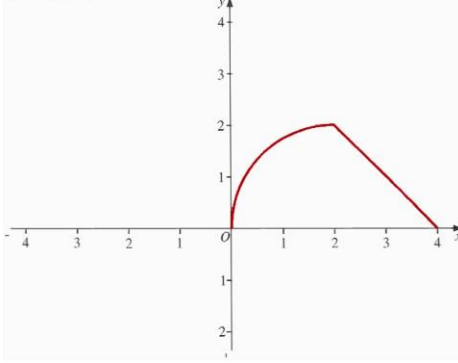
Show the graph of the function $-f(x)$

Here is the graph of a function $f(x)$



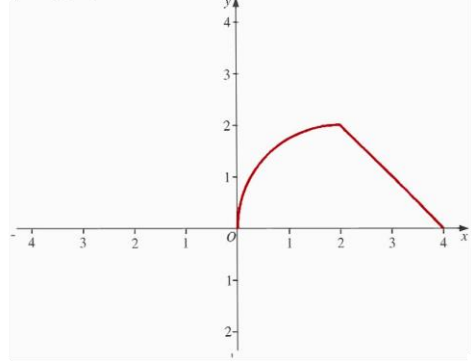
Show the graph of the function $f(x - 2)$

Here is the graph of a function $f(x)$



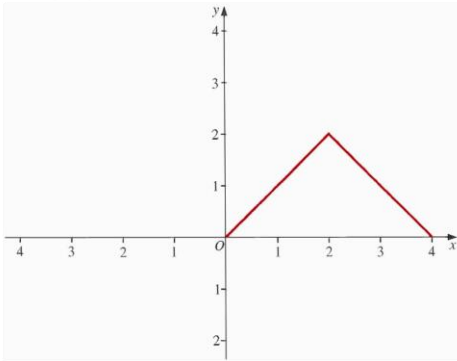
Show the graph of the function $-f(3 - x)$

Here is the graph of a function $f(x)$



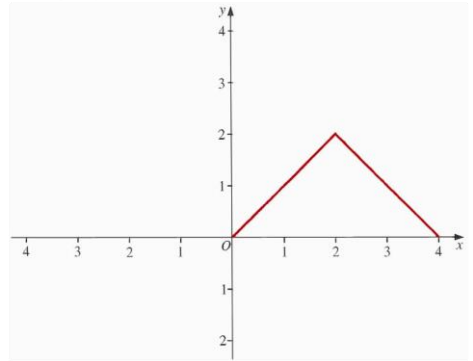
Show the graph of the function $f(2 - x)$

Here is the graph of a function $f(x)$



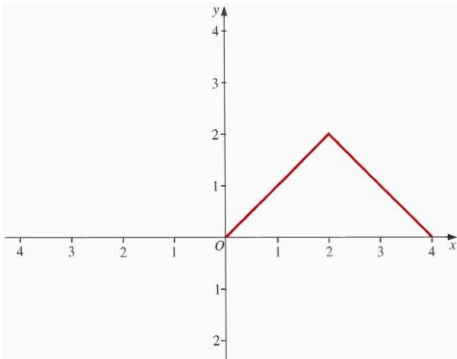
Show the graph of the function $f(x + 2)$

Here is the graph of a function $f(x)$



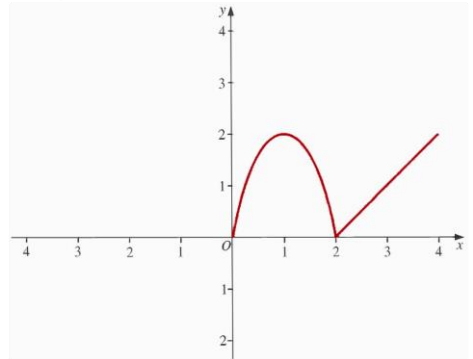
Show the graph of the function $2f(x)$

Here is the graph of a function $f(x)$



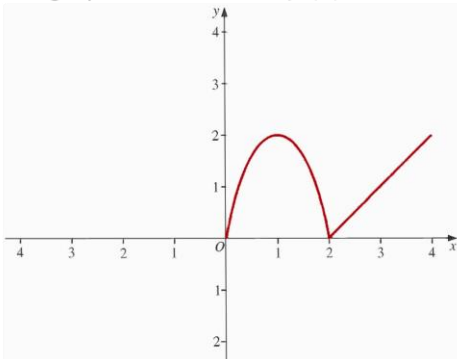
Show the graph of the function $f(x) + 2$

Here is the graph of a function $f(x)$



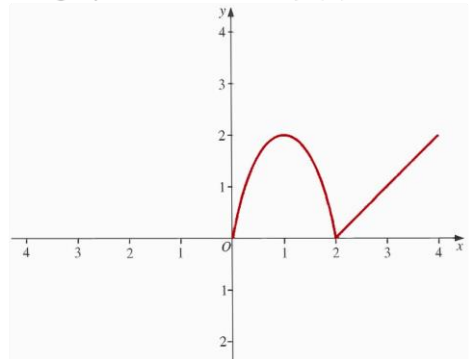
Show the graph of the function $f(x) - 2$

Here is the graph of a function $f(x)$



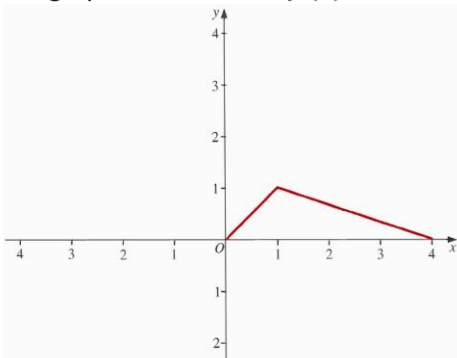
Show the graph of the function $f(4 + x)$

Here is the graph of a function $f(x)$



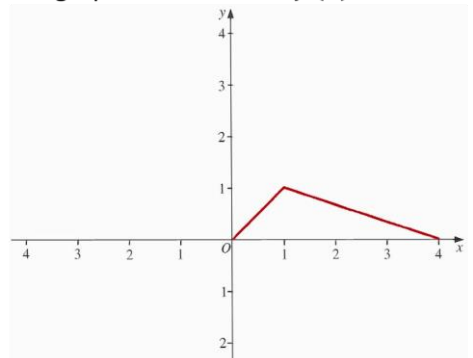
Show the graph of the function $-f(x - 2)$

Here is the graph of a function $f(x)$



Show the graph of the function $f(x + 1) + 1$

Here is the graph of a function $f(x)$



Show the graph of the function $f(x) + 1$

